



ANCA1101AU

Cellular (4G/5G) Smart Antenna - 1050mm





Location-aware variable gain antenna for signal repeaters and cellular gateway devices.



Welcome to a true revolution in antenna technology - a location-aware variable gain antenna that automatically switches between high and low gain modes to deliver peak performance in every setting.

Powered by our innovative ZetiLink™ technology, the antenna automatically selects the optimal gain mode for your device based on a blend of GPS location that is used to categorise your location as flat or hilly, antenna attitude (tilt), and user-selected preferences.


Get more out of your signal repeater or cellular gateway device with the convenience and enhanced performance of a Zetifi smart antenna.



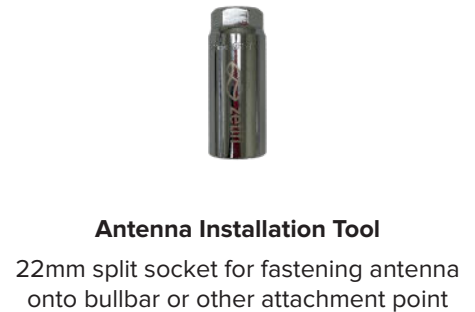
-  **Reconfigurable antenna whip provides high and low gain modes in a single antenna.**
-  **Inbuilt GPS sensor linked to ZetiLink™ data set identifies terrain as flat, hilly or urban.**
-  **Gyroscope detects antenna attitude (tilt) to adjust gain for road gradient.**
-  **ZetiLink™ engine processes location and other data in real-time to determine optimal gain mode.**



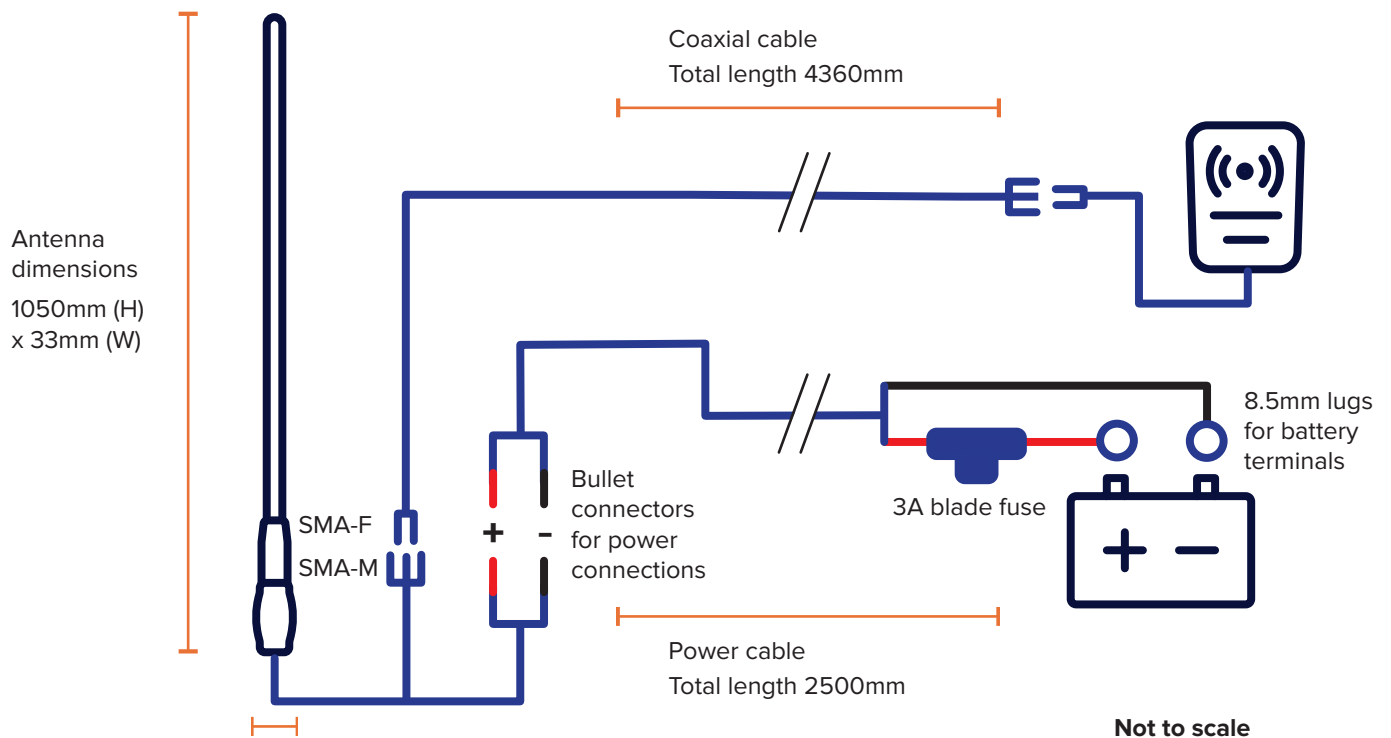
Download companion app to control and monitor automatic antenna switching between high and low gain modes.



Physical Dimensions and Kit Components

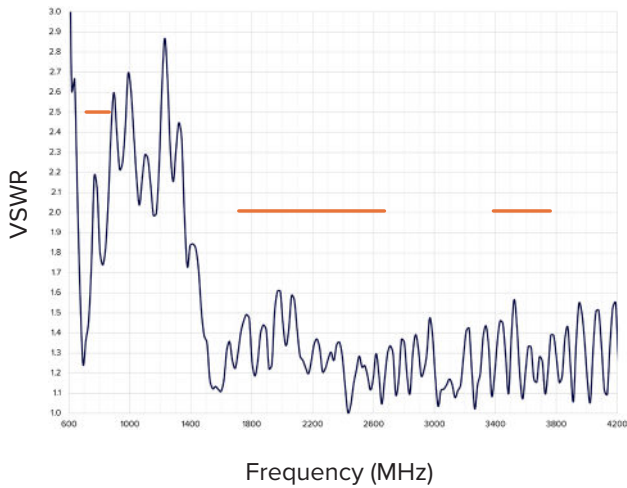


Wiring Diagram

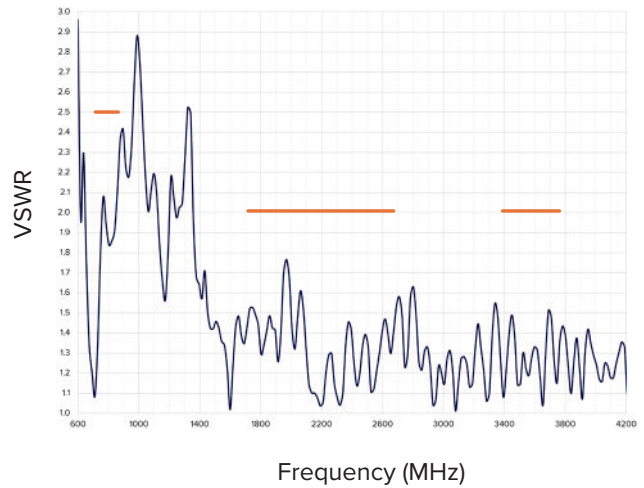


Nominal VSWR

Low gain mode (3dBi)



High gain mode (6.5dBi)



Technical Specifications

Electrical	
Frequencies	698-900 MHz, 1710-2700 MHz, 3400-3800 MHz
Antenna Gain	3dBi in low gain mode 6.5dBi in high gain mode
Vertical Beamwidth	50/30/20 in low gain mode 25/15/10 in high gain mode
VSWR	<2.5:1 @ 698-900 MHz, <2:1 @ 1710-2700 MHz, <2:1 @ 3400-3800 MHz
Nominal Impedance	50 Ω
Mechanical	
Construction	Fibreglass whip with reconfigurable low/high gain PCB antenna element Steel ferrule with integrated PCB ZetiLink™ controller board Bellied spring
Mounting	M14 threaded stud & nut
Mounting Hole	16mm mounting hole
Dimensions	Height: 1050mm total / 960mm antenna whip Width: 33mm (antenna whip) / 56mm (spring) / 42mm (base)
Weight	1250g antenna weight / 2000g package weight with cabling
Integrated antenna cables	145mm RG316 low loss coaxial cable terminated with SMA male connector 215mm 20AWG automotive power cable terminated to bullet connectors
Battery cable	2500mm 16AWG automotive power cable with 3A blade fuse terminated to bullet connectors (antenna end) and 8.5mm lugs (battery terminal end)
Coaxial cable	4360mm LMR195 coaxial cable terminated to SMA female (antenna end) and SMA male (device end)